


GLCDC News - November '13



Our Website is: www.greatlakescdc.com



4195 East 13 Mile Road, Warren, MI 48092 — 586-268-8500

Celebrate Thanksgiving

To share the spirit of Thanksgiving with our school family, GLCDC will have its annual feast on **Thursday, Nov. 14**. We'll have a delicious lunch of roast turkey, mashed potatoes, gravy, dressing and more!

As a special treat, the children will make homemade butter. In keeping with our feast theme, afternoon snack will be pumpkin pie.



Holiday closure

GLCDC will be closed on Thursday, Nov. 28 and Friday, Nov. 29 for Thanksgiving.

We will reopen Monday, Dec. 2 at 7 a.m.

Christmas holiday closures




Christmas and New Year's Day fall on Wednesdays this year. GLCDC is normally closed from Dec. 24 through Jan. 1. We plan to reopen on Thursday, Jan. 2 — as usual. But we might be closed on Monday, Dec. 23.

Please look for the sign-up sheet and tell us if you need to bring your children on Monday, Dec. 23. If we do not have enough families coming on Dec. 23, we will be closed.

If you have not already done so, take a minute and write your name on the sign-up sheet, and tell us NO or YES for Monday, Dec. 23.

SNOW DAY INFORMATION

During the winter months, GLCDC follows Warren Consolidated Schools for snow day closures. If you hear an announcement on the radio, or see on local TV news that Warren Consolidated Schools are closed for snow and/or ice conditions then we will be closed, too.



Picture days set, Nov. 18-19

Teddy Bear Portraits will be here to take pictures on Monday, Nov. 18 and Tuesday, Nov. 19 starting at 8 a.m.

You do not have to pay on the day that pictures are taken. In a few weeks, representatives from Teddy Bear Portraits will be back with your child's complete package. You pay at that time based on the number of photos you buy.

Even if you don't want a photo package, please bring your child in to have his or her picture taken for a class composite photo. Remember, there's no charge to have your child's photo taken and there is no obligation to buy any photos.



Goal-setting helps you succeed

Studies have shown that people who set goals are more likely to succeed because they know where they are going.

It's okay to set small goals. You don't have to strive to earn a million dollars on a business venture; just try to save \$10 or \$20 per pay period and see what you have in a year. Once you have set and reached a series of small goals, you may find you're ready to strive for larger goals.

Most importantly, don't give up. Keep working at your goal, even when it feels impossible to achieve. As automobile pioneer Henry Ford once said, "If you think you can or you think you can't — you are right."



November Birthdays

Charlotte E.	11/4/08	Sophia Y.	11/16/09
Asher D.	11/5/10	Michael B.	11/20/08
Andreas E.	11/5/09	Emma F.	11/21/08
Adriana E.	11/7/11	Clare C.	11/24/09
Lucy W.	11/15/08	Kassidy C.	11/25/09
Miss Jessica	11 / 9	Miss Beth	11 / 12




November '13 Pre-Kindergarten






Thanksgiving will be celebrated on Thursday, Nov. 21
with a special feast at lunchtime!


Sun	Mon	Tue	Wed	Thu		
Thanksgiving will be celebrated on Thursday, Nov. 21 with a special feast at lunchtime!						
THEME: HALLOWEEN! Letter: H Number: 4 Color: Gray Shape: Diamond	28 Please say please and thank you when you Trick or Treat	29 <i>Miss Benni's class</i> Show & Tell letter H	30 <i>Miss Kristie</i> Show & Tell letter H	31 PARTY DAY Halloween Party!!	NOVEMBER 1 Diamonds and Kites	
THEME: Voting Letter: A Number: 5 Color: Brown Shape: Pentagon	4 Discuss elections and introduce "Daily Vote"	5 <i>Miss Benni's class</i> Show & Tell letter A	6 <i>Miss Kristie</i> Show & Tell letter A	7 Miss A says, "AHH-CHOO!"	8 Pentagon has 5 sides	
THEME: THANKSGIVING Letter: P, # 6 Color: Orange Shape: Oval	11 Who were the Pilgrims and Native Americans?	12 <i>Miss Benni's class</i> Show & Tell letter P	13 <i>Miss Kristie</i> Show & Tell letter P	14 Miss P has pointy patches	15 Planting and Harvest	
THEME: THANKSGIVING Letter: Z, # 7 Color: Black Holiday Shapes	18 Mr. Z has zipping zippers	19 <i>Miss Benni's class</i> Show & Tell letter Z	20 <i>Miss Kristie</i> Show & Tell letter Z	21 PARTY DAY THANKSGIVING FEAST at GLCDC	22 Counting 7	
THEME: ADVENT Letter: B, # 8 Colors: Purple / Pink Shape: Octagon	25 What is Advent?	26 <i>Miss Benni's class</i> Show & Tell letter B	27 <i>Miss Kristie</i> Show & Tell letter B	28 GLCDC CLOSED	29 GLCDC CLOSED	
				<i>Happy Thanksgiving!</i>		



November 2013

Preschool

Sun	Mon	Tue	Wed	Thu	Fri	Sat
					1 Practice tracing & writing our names	
THEME: Fall Letter I i Number 9	4 Color book: RED	5 Learn 9 Letter I	6 Practice tracing & writing our names	7 Fun with circles AUTUMN WREATH PROJECT	8 Practice cutting lines	
THEME: Insects Letter J j Number 10	11 Practice tracing & writing our names	12 Color book: ORANGE	13 Learn 10 Letter J	14 Practice cutting lines & shapes CORNUCOPIA PROJECT	15 Fun with squares	
THEME: Thanksgiving Letter K k Number 1	18 Review # 1 Letter K	19 Fun with diamonds	20 Practice cutting lines & shapes	21 Thanksgiving Feast @ GLCDC	22 Color book: GREEN TURKEY PROJECT	
THEME: Thanksgiving Letter L l Number 2	25 Fun with triangles	26 Practice tracing & writing our names	27 Color book: BLUE	28 GLCDC CLOSED for THANKSGIVING <i>Enjoy the holiday!!</i>	29	



November 2013

Preschool Prep

Mon

Tue

Wed

Thu

Fri

Sat



Autumn
Letter: I; # 9
Color: Black/
White
Shape: Heart


4
What happens
in the fall?
Why?

5
Squirrel-y
Fun

6
Make a
"waxy leaf"
collage

7
Learning about
hibernation
and migration

8
Make a
leaf rubbing
picture



**About Our
Bodies**
Letter: J; # 10
Colors: Red
Shape: Circle


11
Head

12
Trunk of Body

13
Limbs

14
Exercise
your body

15
How do our
body parts
work together?



**Pilgrims
Native Amers.**
Letter: K; # 11
Color: Blue
Shape: Square


18
Who were the
Native
Americans?

19
Make a
headdress

20
Who were the
Pilgrims?

21
**Annual
Thanksgiving
Feast
at GLCDC**

22
Make a
Pilgrim hat



Thanksgiving
Letter: L; # 12
Color: Green
Shape: Triangle

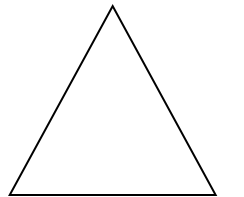
25
What is
Thanksgiving?

26
What are you
thankful for?

27
Make a
hand turkey

28
**GLCDC
CLOSED**

29
**GLCDC
CLOSED**



Happy Thanksgiving!!

