

GLCDC — January 2014



www.greatlakescdc.com



4195 E. 13 Mile Rd., Warren, MI 48092 * (586)268-8500; fax: (586)268-8502

Wishing you peace, joy, love in '14

We are looking forward to a GREAT year in 2014! Thank you for bringing your children to Great Lakes Child Development Center. It's our families who make this such a wonderful center.

The entire staff extends warmest thanks and gratitude to all of you. We were touched by the out-pouring of home-made treats, tasty goodies, presents and gift cards. Your generosity is overwhelming!



Check local news for snow day information

On mornings if the weather is very bad — heavy snowfall, icy conditions and/or below-freezing temperatures — please check local TV and radio news stations for school closings.

GLCDC will close if Warren Consolidated Schools are closed.

News about contracts, vacation days

With this newsletter is a copy of the GLCDC Fee Contract. We are asking each family to fill out a new contract for 2014. Even if your days and times remain the same, we still need a new contract filled out and signed.

According to our **Parent Handbook**, all tuition must be paid on Mondays or the first day of the week your child attends. There are no exceptions. Weekly tuition must be paid whether or not your child attends the Center.

Staff scheduling is based on the number of children in each room. We base those numbers on your fee contracts. That's why it's important to have accurate daily counts.

The office has a book for vacation requests. After you have been here six months, check with the office to verify the number of vacation days you have accumulated. Please fill in vacation dates at least one week before you leave. Also, tell you child's teacher about your vacation plans.



Year-end statements will be ready by Jan. 31 from the GLCDC office.



Germ prevention in the baby rooms

We keep our baby rooms clean and sanitary. The baby's playthings are sanitized daily, and the floors are regularly swept and mopped.

Please do not allow older siblings to run through the baby rooms. Especially now when everyone is tracking in snow and salt from outside.

We ask that you keep older children by the baby room door to minimize mess throughout the room.



Please watch where you walk in wet shoes

Our classrooms have colorful, decorative carpets for Morning Gathering Time and play time. Please avoid walking on these carpets, especially on wet and snowy days.

The babies and toddlers, as well as the older students crawl on these rugs at playtime and we want to keep them clean and dry for the children.

January birthdays

Alex S.	1 / 3 / 10	Miss Joan	1 / 3
Eli H.	1 / 4 / 11	Miss Bonnie	1 / 25
Kendall F.	1 / 5 / 09	Miss Katie T.	1 / 31
Keira L.	1 / 6 / 09		
Edithe V.	1 / 10 / 10		
Woodie K.	1 / 16 / 10		
Alec P.	1 / 17 / 13		
Kaiden K.	1 / 27 / 13		
Karson P.	1 / 29 / 12		



Warm outerwear needed for outdoor play



Please send appropriate outdoor wear for your older child every day. Older students (not the babies) need winter coats, snow pants, boots, hats and mittens. And please label **everything** to avoid mix-ups. You can pack your child's outer wear in a tote bag and leave it on a coat hook for the week. This makes it easy to take everything home for the weekend.

Also, please check your child's cubby for a change of clothes. Make sure the extra clothes still fit your child, and are appropriate for the season. There are still shorts, sandals and sunscreen in some of the cubbies!

Great Lakes Child Development Center

4195 13 Mile Road Warren, MI 48092

(586) 268-8500

FEE CONTRACT

I agree to pay *Great Lakes Child Development Center* in advance on the first day of attendance each week of the calendar year in the sum of \$_____.

This fee is for the care of my child(ren) _____

Days and times of attendance will be as follows: _____

Parent signature

Date

GLCDC signature

Date



January 2014





Toddlers


Mon	Tue	Wed	Thu	Fri	Sat
<p><i>We have an on-going project, making a book of colors based on "Brown Bear, Brown Bear, What Do You See?"</i></p>				2	3
			Circle (smiles)	Fun with Play-Doh	
6	7	8	9	10	
P is for PENGUIN	16 boots	Brown (bear)	Square	Fun with puzzles	
	13	14	15	16	17
Q is for QUEEN	17 sleds	Red (bird)	Rectangle	Polar bear	
20	21	22	23	24	
R is for RABBIT	18 mittens	Yellow (duck)	Oval	Seal	
	27	28	29	30	31
S is for SUN	19 snowpants	Blue (horse)	Triangle	Groundhog	



January 2014

Preschool Prep

	Mon	Tue	Wed	Thu	Fri	Sat
				2	3	
RINGING IN THE NEW YEAR!	<i>Happy New Year from Preschool Prep!!!</i>					
OPPOSITES Letter: P Number: 16 Color: RED Shape: CIRCLE	7 Up / Down & Over / Under	8 In / Out & Big / Little	9 Color letter P with RED	10 Find circles around the classroom	11 Count to 16	
NURSERY RHYMES Letter: Q Number: 17 Color: BROWN Shape: OVAL	14 Itsy-Bitsy Spider	15 Color letter Q with BROWN	16 Humpty Dumpty	17 Can you count 17 ovals?	18 Mary Had a Little Lamb	
WINTER FUN Letter: R Number: 18 Color: YELLOW Shape: SQUARE	21 PENGUINS & SEALS	22 Igloos are made of ice cubes! (SQUARES)	23 Count to 18	24 Color letter R with YELLOW	25 POLAR BEARS & ESKIMOS	
WINTER FUN Letter: S Number: 19 Color: BLUE Shape: RECTANGLE	28 Count to 19	29 Make a snowman (cotton balls)	30 Find rectangles in our room	31 Sledding Skating Skiing <i>(winter fun with S)</i>	31 Color letter S with BLUE	



January 2014 Preschool

Tue

Wed

Thu

Fri

Sat

<p>THEME: Review into the new year!</p>				<p style="text-align: right;">2</p> <p>Review letters & colors</p>	<p style="text-align: right;">3</p> <p>Review Numbers & shapes</p>	
<p>THEME: Shapes Letter: P p Number: 16</p>	<p style="text-align: right;">6</p> <p>Learn letter Pp</p>	<p style="text-align: right;">7</p> <p>Match shapes</p>	<p style="text-align: right;">8</p> <p>Practice tracing our names</p>	<p style="text-align: right;">9</p> <p>Learn number 16</p>	<p style="text-align: right;">10</p> <p>Trace, color, cut a shape</p>	
<p>THEME: Primary Colors Letter: Q q Number: 17</p>	<p style="text-align: right;">13</p> <p>What are PRIMARY colors?</p>	<p style="text-align: right;">14</p> <p>Color letter Qq</p>	<p style="text-align: right;">15</p> <p>Paint with primary colors</p>	<p style="text-align: right;">16</p> <p>Practice tracing our names</p>	<p style="text-align: right;">17</p> <p>Learn number 17</p>	
<p>THEME: Winter Fun Letter: R r Number: 18</p>	<p style="text-align: right;">20</p> <p>Let's make a snowman</p>	<p style="text-align: right;">21</p> <p>Learn number 18</p>	<p style="text-align: right;">22</p> <p>Learn about winter</p>	<p style="text-align: right;">23</p> <p>Color letter Rr</p>	<p style="text-align: right;">24</p> <p>Practice tracing our names</p>	
<p>THEME: Healthy Eating Letter: S s Number: 19</p>	<p style="text-align: right;">27</p> <p>Learn letter Ss</p>	<p style="text-align: right;">28</p> <p>Practice tracing our names</p>	<p style="text-align: right;">29</p> <p>Healthy foods we enjoy</p>	<p style="text-align: right;">30</p> <p>Color number 19</p>	<p style="text-align: right;">31</p> <p>Foods that are best for us to eat</p>	



January 2014

Pre-Kindergarten

Mon Tue Wed Thu Fri Sat

Epiphany is Jan. 6, 2014

(On the 12th day after Christmas the 3 kings, also called the 3 wise men, visit the stable where Jesus was born.)

2
Welcome Back!

They followed a star ...

3
They walked very far ...

6
THEME: Winter Fun
Letter: D d
Number: 9

7
Three Wise Men visit Jesus

Miss Benni's class
Show & Tell letter D

Miss Kristie
Show & Tell letter D

8
Mr. D is a dazzling dancer

9
Nifty 9s



13
THEME: Winter Fun
Letter: U u
Number: 10

14
Mr. U and his Unusual Umbrella

Miss Benni's class
Show & Tell letter U

Miss Kristie
Show & Tell letter D

15
Mittens (counting to 10)

16
Make snowmen



20
THEME: Number concepts
(sorting, matching, etc.)
Letter: V v, # 11

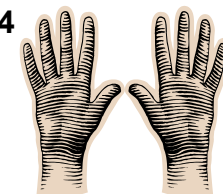
21
Using objects to count, sort and match

Miss Benni's class
Show & Tell letter V

Miss Kristie
Show & Tell letter V

22
Miss V wears a vegetable vest — count all of her veggies

23
Eleven 11



27
THEME: Counting
(100 days of school)
Letter: L l
Number: 12

28
Miss L has the longest laugh!

29
SHOW & TELL Letter L

30
What is a "dozen"?

We are almost to 100 days of school!

31
Can we count all the way to 100?



*We have been counting down to 100 days of school...
We will hit that goal on **Friday, Feb. 7 !!!***