

GLCDC News — December '12



www.greatlakescdc.com



1415 N. Stephenson Hwy., Royal Oak, MI 48067 — 248-547-1600

'Lunch with Santa' guaranteed fun!

GLCDC is hosting our annual "Lunch with Santa" on Saturday, Dec. 8, 10:30 a.m.-1:30 p.m. in the school gym. Tickets will be \$8 each for adults and children. Babies 12 months old and younger are \$3. Ticket prices include a photo with Santa and a small gift; arts and crafts; live entertainment and Christmas music. Lunch is hot dogs, baked beans, fruits, veggies, dessert, and more!

Please return your completed RSVP form with payment to the office by Dec. 6. We cannot guarantee any table space if you try to buy tickets at the door on Dec. 8. Grandparents and other family members are also welcome!

Santa Claus is coming!

Santa has promised to attend our annual Christmas party on Friday, Dec. 14. The party begins at 9:30 a.m. in the classrooms. We'll gather in the gym at 10 a.m., welcoming Santa with Christmas carols.

Please look for a sign-up sheet if you would like to bring snacks and goodies that day. Also, we are asking each family to donate \$1 per child to cover the cost of a pizza lunch.

If your child doesn't attend school on Fridays, you are welcome to bring your child to the party as long as you stay with him or her.



Holiday closures

Great Lakes Child Development Center will close for Christmas and the New Year holiday.

Our last full day will be Friday, Dec. 21, 2012.

We reopen on Wednesday, Jan. 2, 2013 at 7 a.m.

Have a joyous Christmas, and a safe and blessed New Year!

Picture pick-up days, Dec. 3 & 4

The Teddy Bear Portrait company will be here on Monday, Dec. 3 and Tuesday, Dec. 4 from 3—5:30 pm.

Photographs will be available for pick-up on those days. Look for tables set up near the front office with your child's pictures on display!





***Jesus — He is the reason
for the season!***

Wishing you and your family a blessed and joy-filled Christmas, and a New Year full of peace and happiness.



GLCDC Book Fair

During the week of Dec. 3—7 the Scholastic Book Fair will be in the library at GLCDC. The fair will be set up during “Lunch with Santa” on Saturday, Dec. 8.

Books make great stocking stuffers and Scholastic will donate new books to our library based on the amount of books sold during the fair.

Change of seasons = cold weather gear

Please re-check the clothing in your child’s hallway cubby box. Make sure there are warm shirts, long pants, extra socks and shoes in case of accidents.

Also, now is the time to send in appropriate outdoor wear — mittens, hats, snowpants, boots and warm winter coats are needed for playing outside, especially on snowy days!


Please label **all** of your child’s clothing, especially the outer wear. It’s easy to mix up and lose little mittens, hats, coats, boots and snowpants.

December birthdays

Riley L.	12 / 6 / 10	Henry D.	12 / 23 / 11
Henry S.	12 / 9 / 09	Peyton C.	12 / 25 / 08
Bridget D.	12 / 11 / 11	Tanner L.	12 / 25 / 07
Zachariah C.	12 / 14 / 07	Kiley D.	12 / 27 / 07
Claire F.	12 / 15 / 11	Dez P.	12 / 27 / 07
Rose P.	12 / 17 / 09	Zachary K.	12 / 28 / 07
Ella B.	12 / 19 / 07	Caroline J.	12 / 30 / 08
Caitlyn L.	12 / 21 / 10	Chace D.	12 / 31 / 07
Lily J.	12 / 21 / 08		
William L.	12 / 21 / 07	Miss Susan	12 / 10



Donations needed! Scrap paper and refrigerator



If your employer has any scrap paper to donate, we would love to have it.

We can use the back side of outdated stationary, old letterhead, and other old office papers. The children are in desperate need of scrap paper to color on!

Also, the large refrigerator in the gym is on its last legs — or is that coils? Either way, the poor thing is dying and we need a new one.

Please let us know if you, or anyone you know, has a refrigerator that can be donated to GLCDC. Your generosity is much appreciated!





December 2012

Toddlers

Mon

Tue

Wed

Thu

Fri

Sat



3

4

5

6

7

M is for ...

13
Foam shapes
(Christmas
theme)

Make an
ornament

Make a
Santa Claus

Christmas
tree

10

11

12

13

14

N is for ...
Necklace
(made out of
cereal)

14
Cheerios

Make a
gingerbread
house

Make gifts for
Christmas

Christmas
PARTY!!!

17

18

19

20

21

O is for ...

15
Snowflakes

Make a
Christmas
picture

Puzzles


Snowman

*Merry Christmas and Happy New Year!
We'll see you on Wednesday, Jan. 2, 2013*

December '12 Pre-Kindergarten





Sun	Mon	Tue	Wed	Thu	Fri	Sat
	3	4	5	6	7	
THEME: Christmas celebrations Letter: I i Numbers: 0-4 review	Advent, week 1 Light first purple candle	SHOW & TELL Letter I	Christmas is Jesus' birthday!	Celebrate the Feast of St. Nicholas	Christmas carols	
	10	11	12	13	14	
THEME: Christmas decorations Letter: S s Numbers: 5-8 review	Advent, week 2 Light 2nd purple candle	SHOW & TELL Letter S	Christmas trees and ornaments	Wreaths	CHRISTMAS PARTY 9:30 A.M.	
	17	18	19	20	21	
THEME: Happy Birthday, Jesus!!!	Advent, week 3 Light <u>PINK</u> candle	We give gifts to celebrate Jesus' birthday	What makes Jesus happy?	Final Countdown to Christmas	Star of Bethlehem	
	24	25	26	27	28	



*GLCDC will close at 6 pm on Friday, Dec. 21.
We will reopen at 7 a.m. on Wednesday, Jan. 2*

*Wishing you a very merry Christmas and a safe New Year,
and all the best — love, peace and joy — in 2013!!!*





December 2012

Early Preschool


	Mon	Tue	Wed	Thu	Fri	Sat
Theme: Holidays in December Letter: M; #13 Green; Rectangle	3 What are the different holidays?	4 Make a Nativity scene	5 Make a Dreidel	6 Make a Mishumaa Saba	7 How are these holidays alike?	
Theme: Christmas Letter: N; #: 14 Yellow; Triangle	10 Paper ornaments: Decorate a class tree	11 Make a present	12 Make a present (continued)	13 Make a Santa Claus	14 CHRISTMAS PARTY 9:30 am	
Theme: Christmas Letter: O; #: 15 Purple; Diamond	17 Decorate a stocking	18 My Christmas list	19 Make a Rudolph	20 Wrap a present	21 Make snowflakes	

*GLCDC will be closed until Wednesday, Jan. 2, 2013.
 Wishing you a joyous Christmas and a blessed New Year!!*

December 2012 Preschool



Mon Tue Wed Thu Fri Sat



THEME: Christmas Fun Letter: L l Number: 2	3 Santa	4 Focus on Phonics center activity	5 Jingle Bells	6 Number review	7 Cutting practice	
THEME: Christmas Fun Letter: M m Number: 3	10 Stockings	11 Christmas songs	12 Reindeer	13 Candy canes	14 Christmas PARTY!!!	
THEME: Story of Christmas Letter: N n Number: 4	17 Joseph and Mary go to Bethlehem	18 No room at the inn	19 Jesus is born!	20 Three wise men arrive	21 MERRY CHRISTMAS!	

*Merry Christmas and Happy New Year!!
 We will see you on Wednesday, Jan. 2, 2013*

